

Parent Questionnaire - Olney Middle School

March 2015

Analysis Information

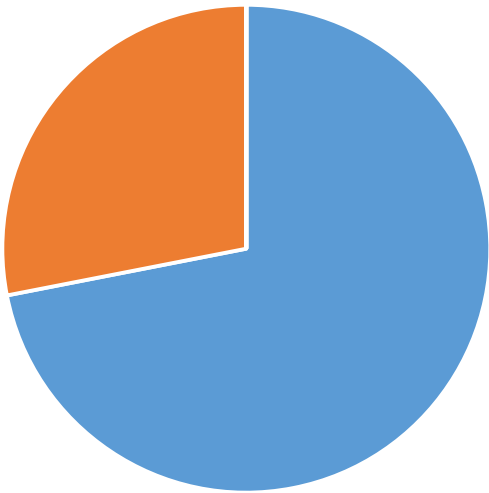
- There are 381 on roll at Olney Middle School as of 31 March 2015
- The questionnaire was handed to parents attending the parent's evenings on 24 and 26 March 2015
- The response rate was 133 questionnaires which equates to 34.91%
- 98.49% of parents said that they would "recommend this school to another person"

Questions	% Agree
1. My child feels safe at Olney Middle School.	97.74
2. My child is making good progress at this school.	97.74
3. Olney Middle School meets my child's particular needs.	96.24
4. Olney Middle School ensures my child is well looked after.	97.74
5. My child is taught well at this school.	99.25
6. Olney Middle school helps my child to develop skills in communication, reading, writing and mathematics.	96.24
7. There is a good standard of behaviour at this school.	92.48
8. My child's lessons are not disrupted by bad behaviour.	82.71
9. Olney Middle school deals with any cases of bullying effectively. (Bullying includes persistent name-calling, cyber, racist and homophobic bullying).	85.71
10. Olney Middle School helps me to support my child's learning.	91.73
11. Olney Middle School responds well to my concerns.	91.73
12. Olney Middle School keeps me well informed.	93.98

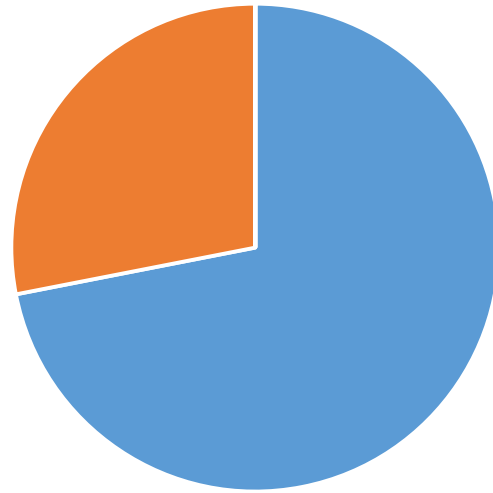
Comparison of Data

In July 2014 a similar questionnaire was sent home to parents with end of year school reports. The number of returns was 71 which equated to a 20% return rate. Both sets of questions covered five themed areas which have been shown below.

Data shown in blue is for 2015 whilst data shown in gold is for 2014.

Theme Areas	% agreeing from 2014 Questionnaire	% agreeing from 2015 Questionnaire
<p data-bbox="674 659 855 699">Well Being</p>  <p data-bbox="674 1265 855 1289">■ 2015 ■ 2014 ■</p>	87%	97%

Learning and Teaching

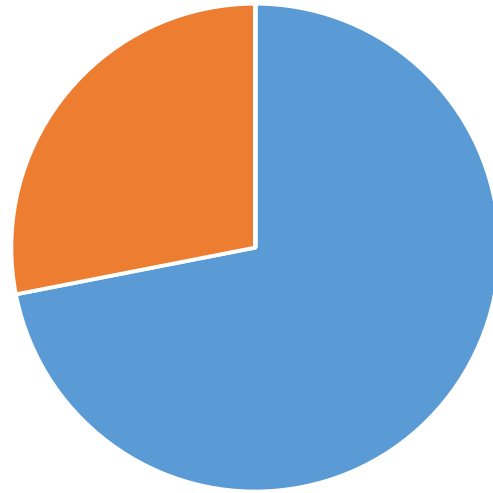


■ 2015 ■ 2014 ■

65%

98%

Behaviour

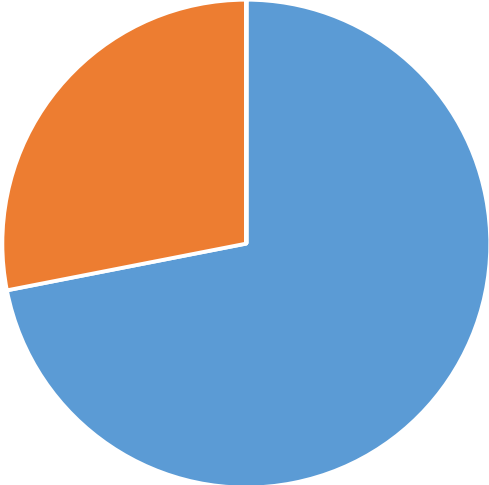


■ 2015 ■ 2014 ■

59%

88%

Communication

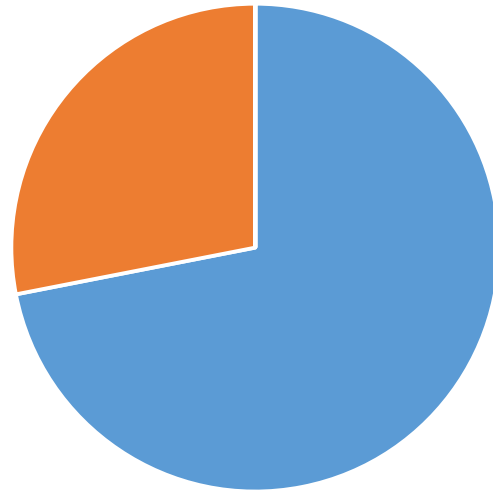


■ 2015 ■ 2014 ■

52%

93%

Pastoral



■ 2015 ■ 2014 ■

43%

89%