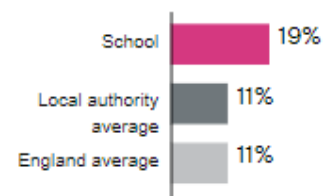


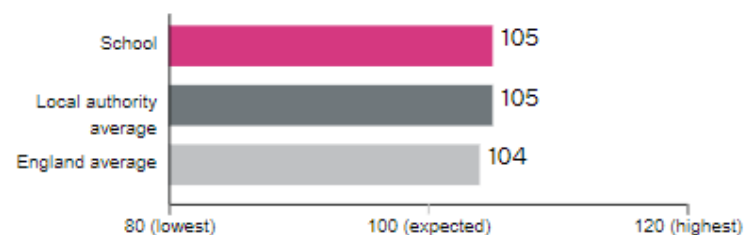
Pupils meeting expected standard in reading, writing and maths ?



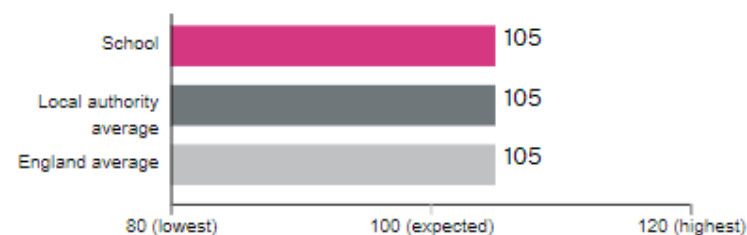
Pupils achieving at a higher standard in reading, writing and maths ?



Average score in reading ?



Average score in maths ?



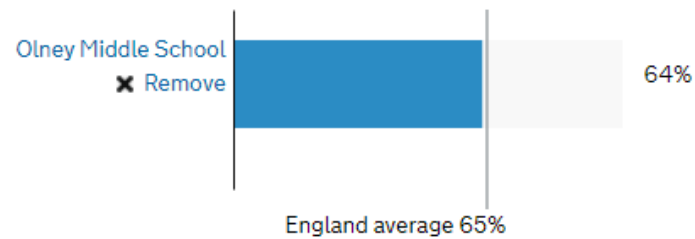
Junior schools

We know from national data that pupils at junior schools, on average, have higher attainment scores at the end of key stage 2 than pupils at all other primary schools. However, on average, they also have lower progress scores. This may be for a variety of reasons and should be taken into account when comparing their results to schools which start educating their pupils from the beginning of key stage 1.

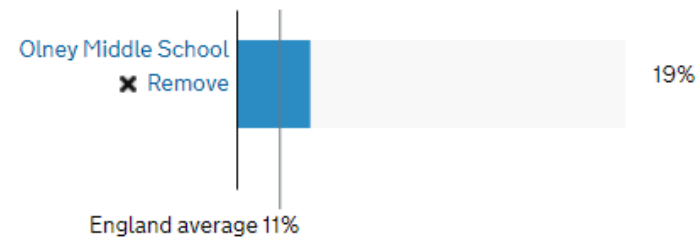
Progress score in reading, writing and maths



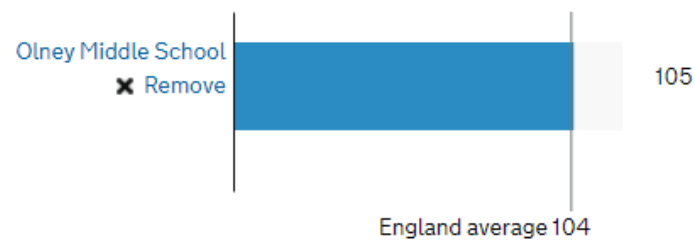
% of pupils meeting expected standard



% of pupils achieving at a higher standard



Average score in reading



Average score in maths

